



Winton Motor Raceway

Round 2 : March 12 - 14



AUSTRALIAN SUPERSPORT 300 CHAMPIONSHIP

Qualifying 1

Date: 13/03/21
 Event: Q02
 Weather: Partly cloudy - Temp: 30.2C
 Track: Dry - Temp: 41.6C

Started at: 09:28:24
 Laps: 20 Min
 Starters: 34
 Printed at: 10:53

PROVISIONAL CLASSIFICATION

| Pos | No | Name | Machine | Fastest Lap | On Lap | Behind Leader | Behind Prev | Top Speed |
|-----|-----|--|----------------|-------------|----------|---------------|-------------|-----------|
| 1 | 50 | Carter THOMPSON (NSW) / MotoStars / RS+C / Doctor Mak / Yamaha / YRD / Motul / Pirelli | Yamaha YZF-R3 | 1:30.522 | 7 of 12 | | | 159 |
| 2 | 72 | Benjamin BAKER (NSW) / YRD / YMI / Shoei / Alpinestar / West Sliders / SCK / Utech Design | Yamaha YZF-R3 | 1:31.447 | 9 of 9 | .925 | .925 | 161 |
| 3 | 59 | Tom DRANE (NSW) / Construction Supply Specialists / IC Cons / MD Steel | Yamaha YZF-R3 | 1:31.894 | 7 of 11 | 1.372 | .447 | 160 |
| 4 | 11 | Brandon DEMMERY (NSW) / Mini Rev Heads / YRD / 2 Thugs Customs / RWW / Kenma | Yamaha YZF-R3 | 1:32.472 | 13 of 13 | 1.950 | .578 | 157 |
| 5 | 121 | Reece OUGHTRED (VIC) / ProGP Racing / Dynoverks / Flux Fitness / Moto Go / TT Motorcycles / JAG / Sign Pro | Yamaha YZF-R3 | 1:32.736 | 12 of 13 | 2.214 | .264 | 162 |
| 6 | 88 | Joseph MARINIELLO (VIC) / Traction Control M-sport / In House Innovations / Earmold Aus / Goodlife Health | Kawasaki Ninja | 1:32.794 | 7 of 10 | 2.272 | .058 | 162 |
| 7 | 47 | Zylas BUNTING (NSW) / PROWORX / Blayney M-c / Well Sprung M-c Suspension / Penrite Oil | Kawasaki Ninja | 1:32.902 | 12 of 13 | 2.380 | .108 | 157 |
| 8 | 99 | Jacob HATCH (NSW) | Yamaha YZF-R3 | 1:32.932 | 7 of 13 | 2.410 | .030 | 158 |
| 9 | 97 | Peter NERLICH (VIC) / PROWORX / Blayney M-c / Well Sprung M-c Suspension / Penrite Oil | Kawasaki Ninja | 1:32.985 | 3 of 5 | 2.463 | .053 | 158 |
| 10 | 3 | Cameron DUNKER (NSW) / MotoStars / RS+C / Doctor Mak / Yamaha / YRD / Motul / Pirelli | Yamaha YZF-R3 | 1:33.034 | 11 of 13 | 2.512 | .049 | 157 |
| 11 | 22 | Zackary JOHNSON (VIC) | Kawasaki Ninja | 1:33.096 | 9 of 10 | 2.574 | .062 | 160 |
| 12 | 78 | Caleb GILMORE (MWT) / Metcher Motorsport / Siemec / Fusport / Yamaha / YRD / YamaLube | Yamaha YZF-R3 | 1:33.244 | 13 of 13 | 2.722 | .148 | 163 |
| 13 | 32 | Jai RUSSO (NSW) / Russo Performance / YRD Yamaha / GTR MotoStars / Ricondi / AGV / TCX | Yamaha YZF-R3 | 1:33.352 | 13 of 13 | 2.830 | .108 | 158 |
| 14 | 58 | Lucas QUINN (QLD) | Yamaha YZF-R3 | 1:33.483 | 10 of 13 | 2.961 | .131 | 158 |
| 15 | 49 | Jake FARNSWORTH (NSW) / Full Noise Racing / Worth Race Developments / Freestyle Tattoo Studio | Kawasaki Ninja | 1:33.830 | 11 of 12 | 3.308 | .347 | 162 |
| 16 | 95 | Matthew RINDEL (VIC) / Gears Racing / Mick Hone M-cycles / Woodcraft / Top Hat Barber Shop / AMX | Yamaha YZF-R3 | 1:33.851 | 13 of 13 | 3.329 | .021 | 162 |
| 17 | 91 | Taiyo AKSU (QLD) / OP Racing / MMM Motorcycles | Yamaha YZF-R3 | 1:33.866 | 12 of 14 | 3.344 | .015 | 158 |
| 18 | 63 | Clay CLEGG (NSW) / Williamson Bros / Akubra / Mavin Truck Centre / Central West Electrical | Yamaha YZF-R3 | 1:34.094 | 12 of 12 | 3.572 | .228 | 160 |
| 19 | 16 | James JACOBS (NSW) / X-Lite / Nedlands Studio / Bridgestone / Lucas Oils / EK Chains / Mototrack | Kawasaki Ninja | 1:34.131 | 3 of 13 | 3.609 | .037 | 162 |
| 20 | 39 | Glenn NELSON (QLD) / Buddys Pest Control / Dynoverks / XXX Suspension | Yamaha YZF-R3 | 1:34.180 | 7 of 13 | 3.658 | .049 | 161 |
| 21 | 7 | Zane KINNA (VIC) / MotoGC Yamaha / Dynoverks | Yamaha YZF-R3 | 1:34.370 | 7 of 13 | 3.848 | .190 | 160 |
| 22 | 20 | Jonathan NAHLOUS (NSW) / Complete AV | Kawasaki Ninja | 1:34.413 | 8 of 9 | 3.891 | .043 | 161 |
| 23 | 181 | Liam WATERS (QLD) / Moto-shed | Yamaha YZF-R3 | 1:34.494 | 13 of 14 | 3.972 | .081 | 160 |
| 24 | 35 | Varis FLEMING (VIC) | Yamaha YZF-R3 | 1:34.585 | 8 of 14 | 4.063 | .091 | 161 |
| 25 | 355 | Laura BROWN (NSW) / Bikebiz / TheBareBird / S hark Helmets / IXON / Falco Motorcycle Boots | Yamaha YZF-R3 | 1:34.694 | 3 of 6 | 4.172 | .109 | 157 |
| 26 | 25 | Brodie GAWITH (VIC) | Yamaha YZF-R3 | 1:34.960 | 12 of 13 | 4.438 | .266 | 160 |
| 27 | 110 | Zakary PETTENDY (NSW) / bikesales.com.au | Yamaha YZF-R3 | 1:35.161 | 9 of 13 | 4.639 | .201 | 158 |
| 28 | 12 | Henry SNELL (QLD) | Yamaha YZF-R3 | 1:35.208 | 13 of 13 | 4.686 | .047 | 164 |
| 29 | 37 | Patrick BOGNAR (QLD) / Dynoverks / OMC / Ricondi / Signpro | Yamaha YZF-R3 | 1:35.552 | 2 of 3 | 5.030 | .344 | 158 |
| 30 | 45 | Jamie PORT (VIC) / Yamaha / AGV / Pirelli / Motul / Ricondi / Verafire | Yamaha YZF-R3 | 1:36.167 | 5 of 12 | 5.645 | .615 | 159 |
| 31 | 17 | Oliver SHORT (VIC) / MotoHeaven / James OHagen Photography / Marlo Hotel / Eastern Signs | Kawasaki Ninja | 1:37.078 | 6 of 8 | 6.556 | .911 | 157 |
| 32 | 51 | Samuel PEZZETTA (SA) / Donna Hoeymakers / Unitech Racing / Remo Contractors / SA Profiling | Yamaha YZF-R3 | 1:37.515 | 9 of 12 | 6.993 | .437 | 156 |
| 33 | 56 | Jesse WOODS (TAS) / Badger Racing / Tyga Performance / Rodney Creed Chartered Accountant | Kawasaki Ninja | 1:37.934 | 12 of 13 | 7.412 | .419 | 157 |
| 34 | 34 | Benjamin ANGELIDIS (ACT) / Full Noise Racing / Freestyle Tattoo Studio / Worth Race Developments | Kawasaki Ninja | 1:39.784 | 9 of 12 | 9.262 | 1.850 | 148 |

New qualifying record for SS300 class - Previous: 1:31.416 by Max STAUFFER (NSW) on a Yamaha YZF-R3 set on 08/09/18

*** Indicative qualifying time - 1:41.385 ***

*** SESSION RED FLAGGED WITH 15 MINS REMAINING DUE TO CRASH AT TURN 2 INVOLVING No. 37 (P. BOGNAR). SESSION RE-STARTED FOR REMAINING 15 MINUTES AFTER DELAY ***

The results are provisional until the end of the time limit for protests and appeals.

Chief Timekeeper - Scott Laing

Race Director - Tom Williams

Clerk of Course - Paul Hinds





Winton Motor Raceway

Round 2 : March 12 - 14



AUSTRALIAN SUPERSPORT 300 CHAMPIONSHIP

Qualifying 1

Date: 13/03/21
 Event: Q02
 Weather: Partly cloudy - Temp: 30.2C
 Track: Dry - Temp: 41.6C

Started at: 09:28:24
 Laps: 20 Min
 Starters: 34
 Printed at: 10:54

PROVISIONAL LAP TIMES

| No | Name | Lap 1 | Lap 2 | Lap 3 | Lap 4 | Lap 5 | Lap 6 | Lap 7 | Lap 8 | Lap 9 | Lap 10 |
|----|--------------------------|-----------------|-----------------|-----------------|-----------|-----------------|-----------------|-----------------|-----------------|-----------------|-----------------|
| 3 | Cameron DUNKER (NSW) | 1:42.886 | 1:36.340 | 52:45.289 | 1:41.690 | 1:34.202 | 1:37.131 | 1:33.833 | 1:34.673 | 1:34.466 | 1:33.884 |
| 10 | | 1:33.034 | 1:33.197 | 1:33.774 | | | | | | | |
| 7 | Zane KINNA (VIC) | 1:53.090 | 1:38.486 | 1:35.296 | 51:23.341 | 1:41.822 | 1:34.833 | 1:34.370 | 1:35.253 | 2:09.028 | 1:39.752 |
| 10 | | 1:36.563 | 1:36.725 | 1:35.367 | | | | | | | |
| 11 | Brandon DEMMERY (NSW) | 1:58.603 | 1:38.379 | 52:22.574 | 1:41.491 | 1:33.363 | 1:34.197 | 2:09.593 | 1:39.700 | 1:36.339 | 1:35.073 |
| 10 | | 1:33.424 | 1:34.333 | 1:32.472 | | | | | | | |
| 12 | Henry SNELL (QLD) | 1:45.383 | 1:35.974 | 1:35.504 | 51:49.013 | 1:41.499 | 1:36.019 | 1:36.471 | 1:35.755 | 1:35.341 | 2:40.726 |
| 10 | | 1:45.031 | 1:35.391 | 1:35.208 | | | | | | | |
| 16 | James JACOBS (NSW) | 1:44.252 | 1:35.903 | 1:34.131 | 51:41.276 | 1:50.341 | 1:35.356 | 2:20.781 | 1:46.817 | 1:35.178 | 1:34.745 |
| 10 | | 2:06.043 | 1:45.505 | 1:34.680 | | | | | | | |
| 17 | Oliver SHORT (VIC) | 1:45.591 | 1:39.058 | 1:37.334 | 51:32.986 | 1:43.229 | 1:37.078 | 1:37.483 | 1:46.473 | | |
| 20 | Jonathan NAHLOUS (NSW) | 1:45.905 | 1:37.353 | 1:36.061 | 51:43.933 | 1:42.207 | 1:35.417 | 1:39.339 | 1:34.413 | 1:34.660 | |
| 22 | Zackary JOHNSON (VIC) | 1:48.738 | 1:40.513 | 1:34.489 | 51:38.636 | 1:43.025 | 1:34.183 | 1:34.360 | 1:34.268 | 1:33.096 | 1:33.919 |
| 25 | Brodie GAWITH (VIC) | 1:45.876 | 1:38.195 | 1:36.732 | 51:43.213 | 1:42.923 | 1:36.358 | 1:36.781 | 1:36.335 | 2:18.529 | 1:47.298 |
| 10 | | 1:36.382 | 1:34.960 | 1:35.108 | | | | | | | |
| 32 | Jai RUSSO (NSW) | 1:43.359 | 1:35.166 | 52:46.237 | 1:39.605 | 1:35.435 | 1:34.345 | 1:33.412 | 1:34.849 | 1:34.659 | 1:34.938 |
| 10 | | 1:33.497 | 1:33.401 | 1:33.352 | | | | | | | |
| 34 | Benjamin ANGELIDIS (ACT) | 1:58.176 | 1:46.636 | 52:37.452 | 1:52.239 | 1:41.226 | 1:40.901 | 1:40.459 | 1:40.246 | 1:39.784 | 1:40.006 |
| 10 | | 1:48.276 | 1:39.786 | | | | | | | | |
| 35 | Varis FLEMING (VIC) | 1:45.007 | 1:37.123 | 1:35.352 | 51:46.870 | 1:42.608 | 1:35.111 | 1:39.379 | 1:34.585 | 1:34.625 | 1:44.179 |
| 10 | | 1:36.740 | 1:41.692 | 1:34.725 | 1:34.589 | | | | | | |
| 37 | Patrick BOGNAR (QLD) | 1:48.209 | 1:35.552 | 1:37.734 | | | | | | | |
| 39 | Glenn NELSON (QLD) | 1:45.657 | 1:38.223 | 1:36.029 | 51:22.415 | 1:41.847 | 1:34.284 | 1:34.180 | 2:07.325 | 1:40.215 | 1:36.244 |
| 10 | | 1:37.896 | 1:40.396 | 1:46.608 | | | | | | | |
| 45 | Jamie PORT (VIC) | 1:44.390 | 1:37.191 | 53:21.866 | 1:43.082 | 1:36.167 | 1:37.001 | 1:36.956 | 1:37.296 | 2:34.147 | 1:46.143 |
| 10 | | 1:37.460 | 1:37.639 | | | | | | | | |
| 47 | Zylas BUNTING (NSW) | 1:41.334 | 1:35.403 | 1:33.545 | 51:56.600 | 1:38.318 | 1:34.488 | 2:02.103 | 1:45.690 | 1:58.452 | 1:41.828 |
| 10 | | 1:33.143 | 1:32.902 | 1:34.406 | | | | | | | |
| 49 | Jake FARNSWORTH (NSW) | 1:45.194 | 1:36.519 | 52:12.991 | 1:41.171 | 1:34.675 | 1:33.923 | 1:34.589 | 1:34.046 | 2:09.097 | 1:37.906 |
| 10 | | 1:33.830 | 1:38.541 | | | | | | | | |
| 50 | Carter THOMPSON (NSW) | 1:39.466 | 1:34.035 | 53:23.596 | 1:36.665 | 1:34.105 | 1:31.498 | 1:30.522 | 2:34.502 | 1:33.520 | 1:30.797 |
| 10 | | 1:30.566 | 1:30.613 | | | | | | | | |
| 51 | Samuel PEZZETTA (SA) | 1:48.675 | 1:40.228 | 52:41.908 | 1:46.823 | 1:38.580 | 1:38.138 | 1:38.156 | 1:38.742 | 1:37.515 | 1:37.875 |
| 10 | | 1:37.855 | 1:38.037 | | | | | | | | |
| 56 | Jesse WOODS (TAS) | 1:47.669 | 1:39.868 | 1:39.102 | 51:28.494 | 2:10.101 | 1:39.676 | 1:41.300 | 1:39.181 | 1:38.992 | 1:38.478 |
| 10 | | 1:39.266 | 1:37.934 | 1:39.548 | | | | | | | |
| 58 | Lucas QUINN (QLD) | 1:46.023 | 1:35.305 | 1:33.854 | 51:38.515 | 1:41.479 | 1:35.127 | 1:34.349 | 1:34.137 | 1:33.705 | 1:33.483 |

Scott Laing
 Chief Timekeeper - Scott Laing

Tom Williams
 Race Director - Tom Williams

Paul Hinds
 Clerk of Course - Paul Hinds





Winton Motor Raceway

Round 2 : March 12 - 14



AUSTRALIAN SUPERSPORT 300 CHAMPIONSHIP

Qualifying 1

Date: 13/03/21
 Event: Q02
 Weather: Partly cloudy - Temp: 30.2C
 Track: Dry - Temp: 41.6C

Started at: 09:28:24
 Laps: 20 Min
 Starters: 34
 Printed at: 10:54

PROVISIONAL LAP TIMES


| No | Name | Lap 1 | Lap 2 | Lap 3 | Lap 4 | Lap 5 | Lap 6 | Lap 7 | Lap 8 | Lap 9 | Lap 10 |
|-----|-------------------------|----------|-----------------|-----------------|-----------|----------|----------|-----------------|----------|-----------------|----------|
| 10 | | 2:32.578 | 1:41.999 | 1:33.708 | | | | | | | |
| 59 | Tom DRANE (NSW) | 1:43.715 | 1:34.676 | 53:32.495 | 1:47.325 | 1:33.226 | 1:34.011 | 1:31.894 | 1:32.949 | 1:35.306 | 1:33.928 |
| 10 | | 1:32.725 | | | | | | | | | |
| 63 | Clay CLEGG (NSW) | 1:43.715 | 1:35.091 | 52:56.577 | 1:40.256 | 1:36.673 | 1:35.627 | 2:18.662 | 2:16.001 | 1:38.607 | 1:34.293 |
| 10 | | 1:34.253 | 1:34.094 | | | | | | | | |
| 72 | Benjamin BAKER (NSW) | 1:39.057 | 1:32.318 | 59:46.080 | 1:48.252 | 1:41.093 | 1:32.400 | 1:31.957 | 1:33.171 | 1:31.447 | |
| 78 | Caleb GILMORE (MWT) | 1:46.176 | 1:34.813 | 1:33.756 | 51:31.195 | 1:41.356 | 1:33.669 | 1:33.346 | 1:40.176 | 1:33.741 | 3:30.278 |
| 10 | | 1:51.548 | 1:33.836 | 1:33.244 | | | | | | | |
| 88 | Joseph MARINIELLO (VIC) | 1:48.085 | 1:35.055 | 53:31.949 | 1:47.490 | 1:33.798 | 1:33.534 | 1:32.794 | 4:23.746 | 1:44.226 | 1:33.502 |
| 91 | Taiyo AKSU (QLD) | 1:44.228 | 1:36.234 | 1:34.764 | 51:45.526 | 1:40.236 | 1:34.704 | 1:34.414 | 1:34.849 | 1:34.957 | 1:35.297 |
| 10 | | 1:34.593 | 1:33.866 | 1:43.798 | 1:42.664 | | | | | | |
| 95 | Matthew RINDEL (VIC) | 1:45.952 | 1:36.214 | 1:36.780 | 51:50.924 | 1:43.464 | 1:35.746 | 1:35.094 | 1:34.468 | 2:07.169 | 1:39.348 |
| 10 | | 1:34.286 | 1:37.262 | 1:33.851 | | | | | | | |
| 97 | Peter NERLICH (VIC) | 1:41.687 | 1:34.100 | 1:32.985 | 51:57.773 | 1:38.990 | | | | | |
| 99 | Jacob HATCH (NSW) | 1:41.920 | 1:34.408 | 1:33.698 | 51:41.494 | 1:41.173 | 1:32.977 | 1:32.932 | 1:33.188 | 1:34.442 | 1:35.011 |
| 10 | | 3:12.570 | 1:37.947 | 1:33.052 | | | | | | | |
| 110 | Zakary PETTENDY (NSW) | 1:48.380 | 1:38.853 | 1:37.719 | 51:41.673 | 1:43.745 | 1:36.015 | 1:36.933 | 1:35.903 | 1:35.161 | 1:35.898 |
| 10 | | 2:41.758 | 2:06.007 | 1:37.243 | | | | | | | |
| 121 | Reece OUGHTRED (VIC) | 1:41.739 | 1:35.807 | 1:40.516 | 51:23.489 | 1:42.025 | 1:33.646 | 1:33.821 | 2:29.986 | 1:47.934 | 1:37.546 |
| 10 | | 1:33.537 | 1:32.736 | 1:32.906 | | | | | | | |
| 181 | Liam WATERS (QLD) | 1:42.871 | 1:36.930 | 1:35.110 | 51:42.130 | 1:43.046 | 1:36.056 | 1:36.766 | 1:36.176 | 2:00.567 | 1:40.717 |
| 10 | | 1:35.291 | 1:34.621 | 1:34.494 | 1:34.953 | | | | | | |
| 355 | Laura BROWN (NSW) | 1:40.947 | 1:36.448 | 1:34.694 | 51:14.162 | 1:42.235 | 1:34.765 | | | | |


*** Indicative qualifying time - 1:41.385 ***

*** SESSION RED FLAGGED WITH 15 MINS REMAINING DUE TO CRASH AT TURN 2 INVOLVING No. 37 (P. BOGNAR). SESSION RE-STARTED FOR REMAINING 15 MINUTES AFTER DELAY ***

The results are provisional until the end of the time limit for protests and appeals.


 Chief Timekeeper - Scott Laing


 Race Director - Tom Williams


 Clerk of Course - Paul Hinds



www.computime.com.au
 COMPUTIME RACE TIMING SYSTEMS PTY LTD





Winton Motor Raceway

Round 2 : March 12 - 14



AUSTRALIAN SUPERSPORT 300 CHAMPIONSHIP

Qualifying 1

Date: 13/03/21
 Event: Q02
 Weather: Partly cloudy - Temp: 30.2C
 Track: Dry - Temp: 41.6C

Started at: 09:28:24
 Laps: 20 Min
 Starters: 34
 Printed at: 10:54

PROVISIONAL SPLIT TIMES

| Lap | Split 1 | Split 2 | Split 3 | Split 4 | Lap Time | Spd | Lap | Split 1 | Split 2 | Split 3 | Split 4 | Lap Time | Spd |
|---------------------------------------|---------------|---------------|---------------|---------------|-----------------|-----|-------------------------------------|---------------|---------------|---------------|---------------|-----------------|-----|
| 3 Cameron DUNKER (NSW) (10th) | | | | | | | 11 | 13.650 | 15.502 | 32.127 | 32.145 | 1:33.424 | 150 |
| 1 | 18.071 | 17.428 | 34.658 | 32.729 | 1:42.886 P | | 12 | 13.624 | 15.848 | 32.424 | 32.437 | 1:34.333 | 152 |
| 2 | 13.526 | 15.873 | 33.373 | 33.568 | 1:36.340 | 156 | 13 | 13.373 | 15.401 | 32.010 | 31.688 | 1:32.472 | 152 |
| 3 | 13.239 | 15.979 | 32.945 | 51:43.126 | 52:45.289 | 156 | 12 Henry SNELL (QLD) (28th) | | | | | | |
| 4 | 18.877 | 16.402 | 33.997 | 32.414 | 1:41.690 P | | 1 | 20.539 | 16.832 | 34.825 | 33.187 | 1:45.383 P | |
| 5 | 13.344 | 15.505 | 33.028 | 32.325 | 1:34.202 | 156 | 2 | 13.876 | 15.884 | 33.473 | 32.741 | 1:35.974 | 161 |
| 6 | 13.961 | 16.680 | 34.262 | 32.228 | 1:37.131 | 157 | 3 | 13.323 | 15.937 | 33.621 | 32.623 | 1:35.504 | 157 |
| 7 | 13.357 | 15.519 | 32.925 | 32.032 | 1:33.833 | 156 | 4 | 13.389 | 16.459 | 37.614 | 50:41.551 | 51:49.013 | 157 |
| 8 | 13.500 | 15.812 | 33.447 | 31.914 | 1:34.673 | 157 | 5 | 17.352 | 16.808 | 34.754 | 32.585 | 1:41.499 P | |
| 9 | 13.375 | 15.913 | 32.871 | 32.307 | 1:34.466 | 156 | 6 | 13.549 | 15.901 | 34.199 | 32.370 | 1:36.019 | 161 |
| 10 | 13.374 | 15.532 | 32.776 | 32.202 | 1:33.884 | 155 | 7 | 13.417 | 16.152 | 34.168 | 32.734 | 1:36.471 | 164 |
| 11 | 13.308 | 15.397 | 32.665 | 31.664 | 1:33.034 | 155 | 8 | 13.639 | 16.150 | 33.561 | 32.405 | 1:35.755 | 155 |
| 12 | 13.220 | 15.411 | 32.707 | 31.859 | 1:33.197 | 156 | 9 | 13.631 | 15.900 | 33.416 | 32.394 | 1:35.341 | 156 |
| 13 | 13.152 | 15.940 | 32.897 | 31.785 | 1:33.774 | 155 | 10 | 13.941 | 16.354 | 34.741 | 1:35.690 | 2:40.726 | 155 |
| 7 Zane KINNA (VIC) (21th) | | | | | | | 11 | 22.757 | 16.260 | 33.466 | 32.548 | 1:45.031 P | |
| 1 | 22.875 | 18.119 | 37.907 | 34.189 | 1:53.090 P | | 12 | 13.785 | 16.186 | 33.110 | 32.310 | 1:35.391 | 154 |
| 2 | 13.929 | 17.029 | 34.734 | 32.794 | 1:38.486 | 153 | 13 | 13.650 | 15.870 | 33.420 | 32.268 | 1:35.208 | 153 |
| 3 | 13.437 | 15.886 | 33.380 | 32.593 | 1:35.296 | 159 | 16 James JACOBS (NSW) (19th) | | | | | | |
| 4 | 14.529 | 19.428 | 38.672 | 50:10.712 | 51:23.341 | 155 | 1 | 19.874 | 16.722 | 34.208 | 33.448 | 1:44.252 P | |
| 5 | 17.971 | 16.237 | 34.749 | 32.865 | 1:41.822 P | | 2 | 13.267 | 16.536 | 33.492 | 32.608 | 1:35.903 | 162 |
| 6 | 13.468 | 16.069 | 33.110 | 32.186 | 1:34.833 | 160 | 3 | 13.124 | 15.983 | 32.931 | 32.093 | 1:34.131 | 161 |
| 7 | 13.654 | 16.091 | 32.607 | 32.018 | 1:34.370 | 156 | 4 | 13.300 | 16.939 | 37.931 | 50:33.106 | 51:41.276 | 162 |
| 8 | 13.300 | 15.686 | 33.055 | 33.212 | 1:35.253 | 156 | 5 | 21.271 | 17.266 | 36.839 | 34.965 | 1:50.341 P | |
| 9 | 13.546 | 15.805 | 33.871 | 1:05.806 | 2:09.028 | 153 | 6 | 13.426 | 15.972 | 33.518 | 32.440 | 1:35.356 | 161 |
| 10 | 17.382 | 16.505 | 33.289 | 32.576 | 1:39.752 P | | 7 | 13.381 | 16.217 | 33.595 | 1:17.588 | 2:20.781 | 160 |
| 11 | 13.488 | 15.691 | 34.646 | 32.738 | 1:36.563 | 154 | 8 | 25.386 | 15.962 | 33.325 | 32.144 | 1:46.817 P | |
| 12 | 13.950 | 16.428 | 33.613 | 32.734 | 1:36.725 | 151 | 9 | 13.409 | 16.083 | 33.400 | 32.286 | 1:35.178 | 159 |
| 13 | 13.686 | 15.912 | 33.161 | 32.608 | 1:35.367 | 152 | 10 | 13.285 | 16.030 | 33.117 | 32.313 | 1:34.745 | 160 |
| 11 Brandon DEMMERY (NSW) (4th) | | | | | | | 11 | 13.268 | 16.050 | 33.256 | 1:03.469 | 2:06.043 | 159 |
| 1 | 26.339 | 19.107 | 36.799 | 36.358 | 1:58.603 P | | 12 | 24.198 | 15.986 | 33.128 | 32.193 | 1:45.505 P | |
| 2 | 15.383 | 16.625 | 33.491 | 32.880 | 1:38.379 | 117 | 13 | 13.261 | 15.857 | 33.220 | 32.342 | 1:34.680 | 158 |
| 3 | 13.685 | 15.623 | 33.413 | 51:19.853 | 52:22.574 | 154 | 17 Oliver SHORT (VIC) (31th) | | | | | | |
| 4 | 17.763 | 16.222 | 34.933 | 32.573 | 1:41.491 P | | 1 | 18.423 | 17.174 | 35.805 | 34.189 | 1:45.591 P | |
| 5 | 13.419 | 15.578 | 32.298 | 32.068 | 1:33.363 | 154 | 2 | 14.461 | 16.451 | 34.533 | 33.613 | 1:39.058 | 154 |
| 6 | 13.478 | 15.817 | 33.094 | 31.808 | 1:34.197 | 154 | 3 | 14.324 | 16.176 | 33.931 | 32.903 | 1:37.334 | 155 |
| 7 | 13.275 | 16.487 | 32.876 | 1:06.955 | 2:09.593 | 157 | 4 | 13.559 | 16.570 | 36.052 | 50:26.805 | 51:32.986 | 156 |
| 8 | 17.334 | 15.692 | 33.071 | 33.603 | 1:39.700 P | | 5 | 18.372 | 16.792 | 34.579 | 33.486 | 1:43.229 P | |
| 9 | 13.642 | 16.128 | 33.935 | 32.634 | 1:36.339 | 157 | 6 | 13.725 | 15.883 | 34.279 | 33.191 | 1:37.078 | 154 |
| 10 | 13.919 | 15.799 | 33.119 | 32.236 | 1:35.073 | 156 | | | | | | | |

Scott Laing
 Chief Timekeeper - Scott Laing

Tom Williams
 Race Director - Tom Williams

Paul Hinds
 Clerk of Course - Paul Hinds





Winton Motor Raceway

Round 2 : March 12 - 14



AUSTRALIAN SUPERSPORT 300 CHAMPIONSHIP

Qualifying 1

Date: 13/03/21
 Event: Q02
 Weather: Partly cloudy - Temp: 30.2C
 Track: Dry - Temp: 41.6C

Started at: 09:28:24
 Laps: 20 Min
 Starters: 34
 Printed at: 10:54

PROVISIONAL SPLIT TIMES

| Lap | Split 1 | Split 2 | Split 3 | Split 4 | Lap Time | Spd | Lap | Split 1 | Split 2 | Split 3 | Split 4 | Lap Time | Spd |
|---|---------------|---------------|---------------|---------------|-----------------|-----|---|---------------|---------------|---------------|---------------|-----------------|-----|
| 7 | 13.686 | 16.319 | 34.388 | 33.090 | 1:37.483 | 156 | 32 Jai RUSSO (NSW) (13th) | | | | | | |
| 8 | | | 1:13.074 | 33.399 | 1:46.473 | 157 | 1 | 17.342 | 17.469 | 34.966 | 33.582 | 1:43.359 P | |
| | | | | | | | 2 | 13.682 | 15.929 | 33.184 | 32.371 | 1:35.166 | 157 |
| | | | | | | | 3 | 13.321 | 16.513 | 33.393 | 51:43.010 | 52:46.237 | 158 |
| 20 Jonathan NAHLOUS (NSW) (22th) | | | | | | | 4 | 17.029 | 16.449 | 33.472 | 32.655 | 1:39.605 P | |
| 1 | 18.944 | 17.339 | 35.846 | 33.776 | 1:45.905 P | | 5 | 13.771 | 16.253 | 33.059 | 32.352 | 1:35.435 | 155 |
| 2 | 13.652 | 16.417 | 34.337 | 32.947 | 1:37.353 | 154 | 6 | 13.513 | 15.717 | 32.958 | 32.157 | 1:34.345 | 153 |
| 3 | 13.743 | 15.946 | 33.670 | 32.702 | 1:36.061 | 154 | 7 | 13.363 | 15.529 | 32.570 | 31.950 | 1:33.412 | 154 |
| 4 | 13.149 | 17.828 | 40.099 | 50:32.857 | 51:43.933 | 158 | 8 | 13.525 | 15.786 | 33.471 | 32.067 | 1:34.849 | 158 |
| 5 | 18.361 | 16.613 | 34.289 | 32.944 | 1:42.207 P | | 9 | 13.434 | 15.814 | 33.035 | 32.376 | 1:34.659 | 158 |
| 6 | 13.245 | 16.109 | 33.730 | 32.333 | 1:35.417 | 159 | 10 | 13.592 | 15.837 | 33.479 | 32.030 | 1:34.938 | 156 |
| 7 | 14.027 | 17.889 | 34.819 | 32.604 | 1:39.339 | 161 | 11 | 13.512 | 15.418 | 32.474 | 32.093 | 1:33.497 | 152 |
| 8 | 13.227 | 15.743 | 33.362 | 32.081 | 1:34.413 | 155 | 12 | 13.439 | 15.460 | 32.351 | 32.151 | 1:33.401 | 153 |
| 9 | 13.215 | 15.695 | 33.356 | 32.394 | 1:34.660 | 158 | 13 | 13.418 | 15.406 | 32.275 | 32.253 | 1:33.352 | 152 |
| 22 Zackary JOHNSON (VIC) (11th) | | | | | | | 34 Benjamin ANGELIDIS (ACT) (34th) | | | | | | |
| 1 | 21.684 | 18.389 | 35.549 | 33.116 | 1:48.738 P | | 1 | 21.178 | 19.706 | 40.318 | 36.974 | 1:58.176 P | |
| 2 | 13.342 | 16.089 | 38.341 | 32.741 | 1:40.513 | 160 | 2 | 14.864 | 18.130 | 38.022 | 35.620 | 1:46.636 | 145 |
| 3 | 13.183 | 15.947 | 33.172 | 32.187 | 1:34.489 | 158 | 3 | 14.825 | 17.066 | 36.440 | 51:29.121 | 52:37.452 | 147 |
| 4 | 13.033 | 17.987 | 38.825 | 50:28.791 | 51:38.636 | 159 | 4 | 20.766 | 18.564 | 37.554 | 35.355 | 1:52.239 P | |
| 5 | 18.247 | 16.610 | 34.255 | 33.913 | 1:43.025 P | | 5 | 14.459 | 16.527 | 35.809 | 34.431 | 1:41.226 | 148 |
| 6 | 13.253 | 15.645 | 33.025 | 32.260 | 1:34.183 | 158 | 6 | 14.272 | 16.607 | 35.834 | 34.188 | 1:40.901 | 148 |
| 7 | 13.304 | 15.716 | 32.717 | 32.623 | 1:34.360 | 159 | 7 | 14.512 | 16.730 | 35.250 | 33.967 | 1:40.459 | 148 |
| 8 | 13.167 | 15.503 | 32.602 | 32.996 | 1:34.268 | 156 | 8 | 14.552 | 16.469 | 35.361 | 33.864 | 1:40.246 | 147 |
| 9 | 13.286 | 15.464 | 32.568 | 31.778 | 1:33.096 | 158 | 9 | 14.422 | 16.192 | 35.182 | 33.988 | 1:39.784 | 148 |
| 10 | 13.329 | 15.398 | 32.520 | 32.672 | 1:33.919 | 159 | 10 | 14.472 | 16.357 | 35.160 | 34.017 | 1:40.006 | 148 |
| 25 Brodie GAWITH (VIC) (26th) | | | | | | | 11 | 14.248 | 16.666 | 41.259 | 36.103 | 1:48.276 | 146 |
| 1 | 20.483 | 17.301 | 34.984 | 33.108 | 1:45.876 P | | 12 | 14.198 | 16.304 | 35.219 | 34.065 | 1:39.786 | 145 |
| 2 | 13.935 | 16.846 | 34.263 | 33.151 | 1:38.195 | 155 | 35 Varis FLEMING (VIC) (24th) | | | | | | |
| 3 | 13.671 | 16.205 | 34.167 | 32.689 | 1:36.732 | 156 | 1 | 19.492 | 17.714 | 34.729 | 33.072 | 1:45.007 P | |
| 4 | 13.965 | 17.089 | 37.269 | 50:34.890 | 51:43.213 | 155 | 2 | 13.821 | 16.352 | 33.848 | 33.102 | 1:37.123 | 161 |
| 5 | 18.616 | 16.798 | 34.692 | 32.817 | 1:42.923 P | | 3 | 13.676 | 15.963 | 33.248 | 32.465 | 1:35.352 | 161 |
| 6 | 13.895 | 16.022 | 34.069 | 32.372 | 1:36.358 | 156 | 4 | 13.653 | 16.588 | 36.659 | 50:39.970 | 51:46.870 | 159 |
| 7 | 13.825 | 16.231 | 34.136 | 32.589 | 1:36.781 | 160 | 5 | 17.678 | 16.516 | 35.461 | 32.953 | 1:42.608 P | |
| 8 | 13.950 | 16.122 | 33.727 | 32.536 | 1:36.335 | 155 | 6 | 13.571 | 16.010 | 33.157 | 32.373 | 1:35.111 | 159 |
| 9 | 13.717 | 15.827 | 51.498 | 57.487 | 2:18.529 | 156 | 7 | 14.525 | 16.725 | 34.211 | 33.918 | 1:39.379 | 161 |
| 10 | 22.732 | 16.690 | 34.308 | 33.568 | 1:47.298 P | | 8 | 13.555 | 15.888 | 32.998 | 32.144 | 1:34.585 | 157 |
| 11 | 14.142 | 16.113 | 33.358 | 32.769 | 1:36.382 | 151 | 9 | 13.518 | 15.713 | 33.092 | 32.302 | 1:34.625 | 157 |
| 12 | 13.515 | 15.716 | 33.416 | 32.313 | 1:34.960 | 154 | 10 | 14.352 | 16.568 | 38.033 | 35.226 | 1:44.179 | 157 |
| 13 | 13.765 | 15.926 | 33.175 | 32.242 | 1:35.108 | 150 | 11 | 13.696 | 15.888 | 34.464 | 32.692 | 1:36.740 | 158 |

Scott Laing
 Chief Timekeeper - Scott Laing

Tom Williams
 Race Director - Tom Williams

Paul Hinds
 Clerk of Course - Paul Hinds





Winton Motor Raceway

Round 2 : March 12 - 14



AUSTRALIAN SUPERSPORT 300 CHAMPIONSHIP

Qualifying 1

Date: 13/03/21
 Event: Q02
 Weather: Partly cloudy - Temp: 30.2C
 Track: Dry - Temp: 41.6C

Started at: 09:28:24
 Laps: 20 Min
 Starters: 34
 Printed at: 10:54

PROVISIONAL SPLIT TIMES

| Lap | Split 1 | Split 2 | Split 3 | Split 4 | Lap Time | Spd | Lap | Split 1 | Split 2 | Split 3 | Split 4 | Lap Time | Spd |
|---------------------------------------|---------------|---------------|---------------|---------------|-----------------|-----|--|---------------|---------------|---------------|---------------|-----------------|-----|
| 12 | 13.753 | 15.834 | 33.647 | 38.458 | 1:41.692 | 155 | 3 | 13.512 | 15.587 | 32.213 | 32.233 | 1:33.545 | 156 |
| 13 | 13.798 | 15.686 | 33.007 | 32.234 | 1:34.725 | 159 | 4 | 16.951 | 18.262 | 34.761 | 50:46.626 | 51:56.600 | 157 |
| 14 | 13.545 | 15.664 | 33.035 | 32.345 | 1:34.589 | 157 | 5 | 16.582 | 16.092 | 33.169 | 32.475 | 1:38.318 P | |
| | | | | | | | 6 | 13.700 | 15.697 | 32.519 | 32.572 | 1:34.488 | 157 |
| 37 Patrick BOGNAR (QLD) (29th) | | | | | | | 7 | 14.980 | 18.071 | 36.339 | 52.713 | 2:02.103 | 154 |
| 1 | 22.124 | 17.267 | 35.013 | 33.805 | 1:48.209 P | | 8 | 16.034 | 18.392 | 38.837 | 32.427 | 1:45.690 P | |
| 2 | 13.423 | 15.848 | 33.450 | 32.831 | 1:35.552 | 158 | 9 | 13.836 | 16.883 | 33.852 | 53.881 | 1:58.452 | 155 |
| 3 | 13.304 | 16.121 | 34.886 | 33.423 | 1:37.734 | 156 | 10 | 15.703 | 17.281 | 35.998 | 32.846 | 1:41.828 P | |
| | | | | | | | 11 | 13.324 | 15.440 | 32.428 | 31.951 | 1:33.143 | 156 |
| 39 Glenn NELSON (QLD) (20th) | | | | | | | 12 | 13.249 | 15.311 | 32.467 | 31.875 | 1:32.902 | 155 |
| 1 | 18.788 | 17.210 | 35.585 | 34.074 | 1:45.657 P | | 13 | 13.290 | 15.653 | 33.499 | 31.964 | 1:34.406 | 156 |
| 2 | 14.233 | 16.556 | 34.399 | 33.035 | 1:38.223 | 153 | | | | | | | |
| 3 | 13.825 | 15.939 | 33.642 | 32.623 | 1:36.029 | 156 | 49 Jake FARNSWORTH (NSW) (15th) | | | | | | |
| 4 | 14.791 | 19.795 | 36.475 | 50:11.354 | 51:22.415 | 158 | 1 | 20.071 | 17.100 | 34.941 | 33.082 | 1:45.194 P | |
| 5 | 17.652 | 16.261 | 35.297 | 32.637 | 1:41.847 P | | 2 | 13.817 | 16.310 | 33.677 | 32.715 | 1:36.519 | 155 |
| 6 | 13.453 | 15.698 | 33.031 | 32.102 | 1:34.284 | 161 | 3 | 13.466 | 16.012 | 33.259 | 51:10.254 | 52:12.991 | 157 |
| 7 | 13.447 | 15.850 | 32.750 | 32.133 | 1:34.180 | 158 | 4 | 17.914 | 16.096 | 34.362 | 32.799 | 1:41.171 P | |
| 8 | 13.515 | 15.737 | 33.648 | 1:04.425 | 2:07.325 | 155 | 5 | 13.327 | 15.941 | 33.292 | 32.115 | 1:34.675 | 161 |
| 9 | 16.887 | 15.784 | 33.692 | 33.852 | 1:40.215 P | | 6 | 13.427 | 15.766 | 32.615 | 32.115 | 1:33.923 | 162 |
| 10 | 13.597 | 16.113 | 33.898 | 32.636 | 1:36.244 | 157 | 7 | 13.283 | 15.596 | 33.173 | 32.537 | 1:34.589 | 157 |
| 11 | 13.654 | 15.869 | 35.365 | 33.008 | 1:37.896 | 153 | 8 | 13.507 | 15.663 | 32.889 | 31.987 | 1:34.046 | 156 |
| 12 | 13.624 | 15.601 | 32.960 | 38.211 | 1:40.396 | 158 | 9 | 13.701 | 15.616 | 33.498 | 1:06.282 | 2:09.097 | 155 |
| 13 | 13.821 | 16.072 | 38.300 | 38.415 | 1:46.608 | 154 | 10 | 16.490 | 16.106 | 33.090 | 32.220 | 1:37.906 P | |
| | | | | | | | 11 | 13.531 | 15.629 | 32.643 | 32.027 | 1:33.830 | 155 |
| 45 Jamie PORT (VIC) (30th) | | | | | | | 12 | 13.451 | 15.737 | 37.110 | 32.243 | 1:38.541 | 156 |
| 1 | 18.433 | 17.196 | 35.275 | 33.486 | 1:44.390 P | | 50 Carter THOMPSON (NSW) (1st) | | | | | | |
| 2 | 13.979 | 16.418 | 33.885 | 32.909 | 1:37.191 | 157 | 1 | 16.880 | 16.545 | 33.051 | 32.990 | 1:39.466 P | |
| 3 | 13.858 | 16.615 | 34.087 | 52:17.306 | 53:21.866 | 159 | 2 | 13.609 | 15.830 | 32.156 | 32.440 | 1:34.035 | 155 |
| 4 | 17.944 | 16.642 | 35.628 | 32.868 | 1:43.082 P | | 3 | 13.593 | 15.759 | 32.001 | 52:22.243 | 53:23.596 | 151 |
| 5 | 13.707 | 16.153 | 33.617 | 32.690 | 1:36.167 | 159 | 4 | 16.130 | 15.751 | 31.975 | 32.809 | 1:36.665 P | |
| 6 | 13.689 | 16.339 | 34.182 | 32.791 | 1:37.001 | 156 | 5 | 13.389 | 15.961 | 32.270 | 32.485 | 1:34.105 | 156 |
| 7 | 13.868 | 16.221 | 34.004 | 32.863 | 1:36.956 | 154 | 6 | 13.051 | 15.186 | 32.075 | 31.186 | 1:31.498 | 158 |
| 8 | 13.905 | 16.273 | 34.145 | 32.973 | 1:37.296 | 154 | 7 | 13.047 | 15.112 | 31.320 | 31.043 | 1:30.522 | 159 |
| 9 | 13.991 | 16.269 | 34.145 | 1:29.742 | 2:34.147 | 153 | 8 | 13.392 | 15.486 | 33.127 | 1:32.497 | 2:34.502 | 158 |
| 10 | 22.214 | 16.501 | 34.077 | 33.351 | 1:46.143 P | | 9 | 15.591 | 15.121 | 31.486 | 31.322 | 1:33.520 P | |
| 11 | 14.029 | 16.395 | 34.092 | 32.944 | 1:37.460 | 151 | 10 | 13.044 | 15.292 | 31.323 | 31.138 | 1:30.797 | 157 |
| 12 | 14.135 | 16.313 | 34.113 | 33.078 | 1:37.639 | 151 | 11 | 13.060 | 15.101 | 31.427 | 30.978 | 1:30.566 | 158 |
| | | | | | | | 12 | 13.024 | 14.994 | 31.601 | 30.994 | 1:30.613 | 158 |
| 47 Zylas BUNTING (NSW) (7th) | | | | | | | 51 Samuel PEZZETTA (SA) (32th) | | | | | | |
| 1 | 17.879 | 16.584 | 33.623 | 33.248 | 1:41.334 P | | | | | | | | |
| 2 | 13.656 | 15.958 | 33.262 | 32.527 | 1:35.403 | 157 | | | | | | | |

Scott Laing
 Chief Timekeeper - Scott Laing

Tom Williams
 Race Director - Tom Williams

Paul Hinds
 Clerk of Course - Paul Hinds





Winton Motor Raceway

Round 2 : March 12 - 14



AUSTRALIAN SUPERSPORT 300 CHAMPIONSHIP

Qualifying 1

Date: 13/03/21
 Event: Q02
 Weather: Partly cloudy - Temp: 30.2C
 Track: Dry - Temp: 41.6C

Started at: 09:28:24
 Laps: 20 Min
 Starters: 34
 Printed at: 10:54

PROVISIONAL SPLIT TIMES

| Lap | Split 1 | Split 2 | Split 3 | Split 4 | Lap Time | Spd | Lap | Split 1 | Split 2 | Split 3 | Split 4 | Lap Time | Spd |
|------------------------------------|---------------|---------------|---------------|---------------|-----------------|-----|--------------------------------------|---------------|---------------|---------------|---------------|-----------------|-----|
| 1 | 19.147 | 17.608 | 36.896 | 35.024 | 1:48.675 P | | 13 | <u>13.340</u> | <u>15.469</u> | <u>32.528</u> | 32.371 | 1:33.708 | 154 |
| 2 | 14.525 | 16.591 | 35.386 | 33.726 | 1:40.228 | 148 | | | | | | | |
| 3 | 13.909 | 16.261 | 34.638 | 51:37.100 | 52:41.908 | 152 | 59 Tom DRANE (NSW) (3rd) | | | | | | |
| 4 | 18.702 | 17.211 | 36.705 | 34.205 | 1:46.823 P | | 1 | 17.883 | 17.796 | 34.924 | 33.112 | 1:43.715 P | |
| 5 | 14.166 | 16.295 | 34.713 | 33.406 | 1:38.580 | 151 | 2 | 13.414 | 16.056 | 32.984 | 32.222 | 1:34.676 | 158 |
| 6 | <u>13.793</u> | 16.254 | 34.736 | 33.355 | 1:38.138 | 154 | 3 | 13.114 | 15.643 | 34.075 | 52:29.663 | 53:32.495 | 160 |
| 7 | 14.057 | 16.294 | 34.553 | 33.252 | 1:38.156 | 153 | 4 | 20.888 | 18.964 | 35.118 | 32.355 | 1:47.325 P | |
| 8 | 14.170 | 16.169 | 34.889 | 33.514 | 1:38.742 | 151 | 5 | 13.279 | 15.645 | 32.464 | 31.838 | 1:33.226 | 157 |
| 9 | 13.853 | 15.977 | 34.498 | 33.187 | <u>1:37.515</u> | 154 | 6 | 13.205 | 15.676 | 32.565 | 32.565 | 1:34.011 | 157 |
| 10 | 13.797 | <u>15.875</u> | 34.777 | 33.426 | 1:37.875 | 155 | 7 | 13.184 | <u>15.247</u> | <u>32.145</u> | <u>31.318</u> | <u>1:31.894</u> | 160 |
| 11 | 14.104 | 16.087 | <u>34.409</u> | 33.255 | 1:37.855 | 156 | 8 | 13.192 | 15.359 | 32.208 | 32.190 | 1:32.949 | 157 |
| 12 | 13.900 | 16.438 | 34.578 | <u>33.121</u> | 1:38.037 | 153 | 9 | 13.156 | 16.497 | 33.537 | 32.116 | 1:35.306 | 159 |
| | | | | | | | 10 | 13.125 | 15.511 | 32.911 | 32.381 | 1:33.928 | 157 |
| 56 Jesse WOODS (TAS) (33th) | | | | | | | 11 | <u>13.051</u> | 15.466 | 32.232 | 31.976 | 1:32.725 | 156 |
| 1 | 19.479 | 17.895 | 35.948 | 34.347 | 1:47.669 P | | | | | | | | |
| 2 | 14.097 | 17.225 | 34.872 | 33.674 | 1:39.868 | 155 | 63 Clay CLEGG (NSW) (18th) | | | | | | |
| 3 | 13.824 | 16.967 | 34.746 | 33.565 | 1:39.102 | 156 | 1 | 17.422 | 17.770 | 34.884 | 33.639 | 1:43.715 P | |
| 4 | 14.044 | 22.423 | 41.660 | 50:10.367 | 51:28.494 | 157 | 2 | 13.568 | 16.117 | 32.894 | 32.512 | 1:35.091 | 156 |
| 5 | 18.315 | 17.344 | 1:00.435 | 34.007 | 2:10.101 P | | 3 | <u>13.355</u> | 15.884 | 33.064 | 51:54.274 | 52:56.577 | 160 |
| 6 | 14.235 | 17.074 | 34.745 | 33.622 | 1:39.676 | 155 | 4 | 17.092 | 16.464 | 33.840 | 32.860 | 1:40.256 P | |
| 7 | 13.836 | 16.918 | 36.956 | 33.590 | 1:41.300 | 156 | 5 | 13.753 | 16.034 | 33.990 | 32.896 | 1:36.673 | 155 |
| 8 | 14.105 | 16.994 | 34.552 | 33.530 | 1:39.181 | 155 | 6 | 13.719 | 16.313 | 33.019 | 32.576 | 1:35.627 | 155 |
| 9 | 14.044 | 16.926 | 34.607 | 33.415 | 1:38.992 | 155 | 7 | 13.920 | 16.653 | 34.651 | 1:13.438 | 2:18.662 | 155 |
| 10 | 13.906 | 16.798 | 34.546 | <u>33.228</u> | 1:38.478 | 157 | 8 | 19.351 | 15.928 | 33.215 | 1:07.507 | 2:16.001 P | |
| 11 | 13.919 | 16.853 | 35.114 | 33.380 | 1:39.266 | 157 | 9 | 16.536 | 16.121 | 33.083 | 32.867 | 1:38.607 P | |
| 12 | <u>13.815</u> | <u>16.552</u> | <u>34.309</u> | 33.258 | <u>1:37.934</u> | 155 | 10 | 13.782 | 16.122 | <u>32.289</u> | <u>32.100</u> | 1:34.293 | 151 |
| 13 | 13.861 | 16.627 | 35.188 | 33.872 | 1:39.548 | 153 | 11 | 13.522 | 15.981 | 32.556 | 32.194 | 1:34.253 | 154 |
| | | | | | | | 12 | 13.435 | <u>15.877</u> | 32.517 | 32.265 | <u>1:34.094</u> | 155 |
| 58 Lucas QUINN (QLD) (14th) | | | | | | | | | | | | | |
| 1 | 20.225 | 16.936 | 35.853 | 33.009 | 1:46.023 P | | 72 Benjamin BAKER (NSW) (2nd) | | | | | | |
| 2 | 13.670 | 15.881 | 33.404 | 32.350 | 1:35.305 | 154 | 1 | 17.259 | 16.207 | 33.418 | 32.173 | 1:39.057 P | |
| 3 | 13.402 | 15.677 | 32.742 | 32.033 | 1:33.854 | 158 | 2 | 13.207 | 15.422 | 32.235 | 31.454 | 1:32.318 | 158 |
| 4 | 13.372 | 17.606 | 37.536 | 50:30.001 | 51:38.515 | 158 | 3 | 13.116 | 15.759 | 32.569 | 58:44.636 | 59:46.080 | 160 |
| 5 | 17.869 | 16.543 | 34.583 | 32.484 | 1:41.479 P | | 4 | 22.817 | 15.567 | 35.884 | 33.984 | 1:48.252 P | |
| 6 | 13.657 | 15.815 | 33.381 | 32.274 | 1:35.127 | 158 | 5 | 13.031 | 16.117 | 34.139 | 37.806 | 1:41.093 | 161 |
| 7 | 13.624 | 15.781 | 32.694 | 32.250 | 1:34.349 | 154 | 6 | 13.108 | 15.223 | 32.356 | 31.713 | 1:32.400 | 159 |
| 8 | 13.656 | 15.625 | 32.772 | 32.084 | 1:34.137 | 153 | 7 | 13.310 | 15.216 | 32.000 | 31.431 | 1:31.957 | 161 |
| 9 | 13.448 | 15.675 | 32.649 | 31.933 | 1:33.705 | 155 | 8 | 13.113 | <u>15.169</u> | 32.300 | 32.589 | 1:33.171 | 157 |
| 10 | 13.361 | 15.524 | 32.592 | 32.006 | <u>1:33.483</u> | 155 | 9 | <u>12.991</u> | 15.187 | <u>31.986</u> | <u>31.283</u> | <u>1:31.447</u> | 160 |
| 11 | 13.500 | 15.985 | 37.327 | 1:25.766 | 2:32.578 | 155 | | | | | | | |
| 12 | 17.664 | 16.916 | 35.554 | <u>31.865</u> | 1:41.999 P | | 78 Caleb GILMORE (MWT) (12th) | | | | | | |

Scott Laing
 Chief Timekeeper - Scott Laing

Tom Williams
 Race Director - Tom Williams

Paul Hinds
 Clerk of Course - Paul Hinds





Winton Motor Raceway

Round 2 : March 12 - 14



AUSTRALIAN SUPERSPORT 300 CHAMPIONSHIP

Qualifying 1

Date: 13/03/21
 Event: Q02
 Weather: Partly cloudy - Temp: 30.2C
 Track: Dry - Temp: 41.6C

Started at: 09:28:24
 Laps: 20 Min
 Starters: 34
 Printed at: 10:54

PROVISIONAL SPLIT TIMES

| Lap | Split 1 | Split 2 | Split 3 | Split 4 | Lap Time | Spd | Lap | Split 1 | Split 2 | Split 3 | Split 4 | Lap Time | Spd |
|---|---------------|---------------|---------------|---------------|-----------------|-----|---|---------------|---------------|---------------|---------------|-----------------|-----|
| | | | | | | | 95 Matthew RINDEL (VIC) (16th) | | | | | | |
| 1 | 19.937 | 18.417 | 35.011 | 32.811 | 1:46.176 P | | 95 | | | | | | |
| 2 | 13.361 | 15.850 | 33.408 | 32.194 | 1:34.813 | 159 | 1 | 20.891 | 16.923 | 34.850 | 33.288 | 1:45.952 P | |
| 3 | 13.195 | 15.866 | 32.741 | 31.954 | 1:33.756 | 160 | 2 | 13.676 | 16.106 | 33.651 | 32.781 | 1:36.214 | 160 |
| 4 | 13.110 | 16.965 | 37.103 | 50:24.017 | 51:31.195 | 160 | 3 | 13.583 | 15.937 | 33.950 | 33.310 | 1:36.780 | 160 |
| 5 | 17.744 | 16.042 | 34.926 | 32.644 | 1:41.356 P | | 4 | 13.630 | 16.017 | 38.224 | 50:43.053 | 51:50.924 | 161 |
| 6 | 13.491 | 15.675 | 32.852 | 31.651 | 1:33.669 | 163 | 5 | 18.815 | 16.392 | 35.637 | 32.620 | 1:43.464 P | |
| 7 | 13.196 | 15.630 | 32.780 | 31.740 | 1:33.346 | 161 | 6 | 13.496 | 16.322 | 33.565 | 32.363 | 1:35.746 | 162 |
| 8 | 13.351 | 17.004 | 33.793 | 36.028 | 1:40.176 | 158 | 7 | 13.622 | 15.868 | 33.188 | 32.416 | 1:35.094 | 161 |
| 9 | 13.306 | 15.754 | 33.012 | 31.669 | 1:33.741 | 158 | 8 | 13.582 | 15.553 | 33.233 | 32.100 | 1:34.468 | 160 |
| 10 | 13.118 | 15.823 | 32.722 | 2:28.615 | 3:30.278 | 160 | 9 | 13.154 | 15.720 | 33.774 | 1:04.521 | 2:07.169 | 162 |
| 11 | 18.953 | 19.416 | 39.316 | 33.863 | 1:51.548 P | | 10 | 16.905 | 16.163 | 33.534 | 32.746 | 1:39.348 P | |
| 12 | 13.339 | 15.560 | 32.666 | 32.271 | 1:33.836 | 156 | 11 | 13.451 | 15.616 | 33.209 | 32.010 | 1:34.286 | 160 |
| 13 | 13.243 | 15.520 | 32.577 | 31.904 | 1:33.244 | 155 | 12 | 13.944 | 16.726 | 34.286 | 32.306 | 1:37.262 | 161 |
| | | | | | | | 13 | 13.406 | 15.479 | 33.102 | 31.864 | 1:33.851 | 160 |
| 88 Joseph MARINIELLO (VIC) (6th) | | | | | | | 97 Peter NERLICH (VIC) (9th) | | | | | | |
| 1 | 19.241 | 17.816 | 36.952 | 34.076 | 1:48.085 P | | 97 | | | | | | |
| 2 | 13.369 | 16.008 | 33.170 | 32.508 | 1:35.055 | 160 | 1 | 17.728 | 17.141 | 33.868 | 32.950 | 1:41.687 P | |
| 3 | 13.301 | 15.386 | 34.199 | 52:29.063 | 53:31.949 | 160 | 2 | 13.568 | 15.593 | 32.616 | 32.323 | 1:34.100 | 155 |
| 4 | 19.868 | 18.178 | 36.514 | 32.930 | 1:47.490 P | | 3 | 13.217 | 15.540 | 32.303 | 31.925 | 1:32.985 | 158 |
| 5 | 13.206 | 15.654 | 32.668 | 32.270 | 1:33.798 | 160 | 4 | 16.883 | 18.329 | 35.120 | 50:47.441 | 51:57.773 | 157 |
| 6 | 13.360 | 15.395 | 32.595 | 32.184 | 1:33.534 | 157 | 5 | 16.829 | 16.264 | 33.462 | 32.435 | 1:38.990 P | |
| 7 | 13.222 | 15.306 | 32.477 | 31.789 | 1:32.794 | 162 | 99 Jacob HATCH (NSW) (8th) | | | | | | |
| 8 | 13.348 | 15.366 | 32.480 | 3:22.552 | 4:23.746 | 157 | 99 | | | | | | |
| 9 | 18.975 | 17.083 | 34.998 | 33.170 | 1:44.226 P | | 1 | 18.050 | 16.696 | 33.468 | 33.706 | 1:41.920 P | |
| 10 | 13.471 | 15.382 | 32.489 | 32.160 | 1:33.502 | 154 | 2 | 13.813 | 15.829 | 32.394 | 32.372 | 1:34.408 | 153 |
| 91 Taiyo AKSU (QLD) (17th) | | | | | | | 3 | 13.509 | 15.882 | 32.132 | 32.175 | 1:33.698 | 154 |
| 1 | 18.521 | 17.274 | 35.038 | 33.395 | 1:44.228 P | | 4 | 13.654 | 17.675 | 35.475 | 50:34.690 | 51:41.494 | 153 |
| 2 | 13.595 | 16.568 | 33.121 | 32.950 | 1:36.234 | 154 | 5 | 20.309 | 15.914 | 32.652 | 32.298 | 1:41.173 P | |
| 3 | 13.461 | 15.892 | 32.856 | 32.555 | 1:34.764 | 154 | 6 | 13.324 | 15.299 | 32.133 | 32.221 | 1:32.977 | 153 |
| 4 | 13.262 | 16.216 | 39.080 | 50:36.968 | 51:45.526 | 155 | 7 | 13.363 | 15.526 | 32.069 | 31.974 | 1:32.932 | 153 |
| 5 | 17.586 | 15.967 | 33.732 | 32.951 | 1:40.236 P | | 8 | 13.163 | 15.346 | 32.671 | 32.008 | 1:33.188 | 154 |
| 6 | 13.630 | 15.779 | 33.054 | 32.241 | 1:34.704 | 158 | 9 | 13.729 | 15.510 | 33.150 | 32.053 | 1:34.442 | 158 |
| 7 | 13.317 | 15.895 | 32.661 | 32.541 | 1:34.414 | 158 | 10 | 13.379 | 16.811 | 32.344 | 32.477 | 1:35.011 | 153 |
| 8 | 13.483 | 15.992 | 32.366 | 33.008 | 1:34.849 | 153 | 11 | 13.694 | 15.657 | 34.105 | 2:09.114 | 3:12.570 | 156 |
| 9 | 13.364 | 15.707 | 33.640 | 32.246 | 1:34.957 | 156 | 12 | 17.217 | 15.748 | 32.734 | 32.248 | 1:37.947 P | |
| 10 | 13.608 | 16.108 | 32.772 | 32.809 | 1:35.297 | 153 | 13 | 13.476 | 15.345 | 32.109 | 32.122 | 1:33.052 | 150 |
| 11 | 13.446 | 15.619 | 32.917 | 32.611 | 1:34.593 | 155 | 110 Zakary PETTENDY (NSW) (27th) | | | | | | |
| 12 | 13.397 | 15.649 | 32.396 | 32.424 | 1:33.866 | 152 | 110 | | | | | | |
| 13 | 15.284 | 17.713 | 37.089 | 33.712 | 1:43.798 | 152 | 1 | 18.588 | 17.923 | 37.738 | 34.131 | 1:48.380 P | |
| 14 | 14.082 | 15.988 | 37.848 | 34.746 | 1:42.664 | 151 | 2 | 14.127 | 16.767 | 34.803 | 33.156 | 1:38.853 | 156 |
| | | | | | | | 3 | 13.906 | 16.272 | 34.321 | 33.220 | 1:37.719 | 157 |

Scott Laing
 Chief Timekeeper - Scott Laing

Tom Williams
 Race Director - Tom Williams

Paul Hinds
 Clerk of Course - Paul Hinds





Winton Motor Raceway

Round 2 : March 12 - 14



AUSTRALIAN SUPERSPORT 300 CHAMPIONSHIP

Qualifying 1

Date: 13/03/21
 Event: Q02
 Weather: Partly cloudy - Temp: 30.2C
 Track: Dry - Temp: 41.6C

Started at: 09:28:24
 Laps: 20 Min
 Starters: 34
 Printed at: 10:54

PROVISIONAL SPLIT TIMES

| Lap | Split 1 | Split 2 | Split 3 | Split 4 | Lap Time | Spd | Lap | Split 1 | Split 2 | Split 3 | Split 4 | Lap Time | Spd | |
|------------|----------------------------|---------------|---------------|---------------|-----------------|-----|------------|--------------------------|---------------|---------------|---------------|-----------------|----------|-----|
| 4 | 13.610 | 17.376 | 37.910 | 50:32.777 | 51:41.673 | 157 | 181 | Liam WATERS (QLD) (23th) | | | | | | |
| 5 | 19.203 | 16.792 | 34.618 | 33.132 | 1:43.745 P | | 1 | 18.659 | 16.740 | 34.131 | 33.341 | 1:42.871 P | | |
| 6 | 13.471 | 15.933 | 34.046 | 32.565 | 1:36.015 | 158 | 2 | 13.715 | 16.122 | 34.239 | 32.854 | 1:36.930 | 158 | |
| 7 | 13.664 | 16.393 | 33.890 | 32.986 | 1:36.933 | 156 | 3 | 13.649 | 15.891 | 33.035 | 32.535 | 1:35.110 | 156 | |
| 8 | 13.868 | 15.893 | 33.882 | 32.260 | 1:35.903 | 157 | 4 | 13.447 | 17.540 | 38.408 | 50:32.735 | 51:42.130 | 159 | |
| 9 | 13.553 | 15.925 | 33.540 | 32.143 | 1:35.161 | 156 | 5 | 18.588 | 16.811 | 34.474 | 33.173 | 1:43.046 P | | |
| 10 | 13.648 | 15.893 | 33.768 | 32.589 | 1:35.898 | 158 | 6 | 13.469 | 15.919 | 34.037 | 32.631 | 1:36.056 | 160 | |
| 11 | 14.555 | 16.894 | 35.558 | 1:34.751 | 2:41.758 | 155 | 7 | 14.026 | 16.095 | 33.886 | 32.759 | 1:36.766 | 155 | |
| 12 | 27.565 | 18.154 | 42.879 | 37.409 | 2:06.007 P | | 8 | 14.213 | 15.840 | 33.896 | 32.227 | 1:36.176 | 157 | |
| 13 | 14.527 | 16.028 | 34.232 | 32.456 | 1:37.243 | 146 | 9 | 13.389 | 15.911 | 33.731 | 57.536 | 2:00.567 | 158 | |
| | | | | | | | 10 | 18.941 | 16.045 | 33.322 | 32.409 | 1:40.717 P | | |
| | | | | | | | 11 | 13.769 | 15.807 | 32.875 | 32.840 | 1:35.291 | 157 | |
| 121 | Reece OUGHTRED (VIC) (5th) | | | | | | | 12 | 13.645 | 15.970 | 32.459 | 32.547 | 1:34.621 | 160 |
| 1 | 17.489 | 16.864 | 34.697 | 32.689 | 1:41.739 P | | 13 | 13.593 | 15.808 | 32.868 | 32.225 | 1:34.494 | 154 | |
| 2 | 13.720 | 16.023 | 33.483 | 32.581 | 1:35.807 | 157 | 14 | 13.564 | 15.802 | 33.104 | 32.483 | 1:34.953 | 154 | |
| 3 | 13.655 | 16.657 | 35.504 | 34.700 | 1:40.516 | 161 | | | | | | | | |
| 4 | 16.171 | 19.776 | 35.406 | 50:12.136 | 51:23.489 | 149 | | | | | | | | |
| 5 | 17.267 | 16.572 | 35.428 | 32.758 | 1:42.025 P | | 355 | Laura BROWN (NSW) (25th) | | | | | | |
| 6 | 13.380 | 15.755 | 32.576 | 31.935 | 1:33.646 | 159 | 1 | 17.455 | 16.609 | 33.975 | 32.908 | 1:40.947 P | | |
| 7 | 13.767 | 15.871 | 32.667 | 31.516 | 1:33.821 | 158 | 2 | 13.640 | 16.268 | 33.488 | 33.052 | 1:36.448 | 155 | |
| 8 | 13.363 | 16.608 | 33.553 | 1:26.462 | 2:29.986 | 162 | 3 | 13.574 | 15.841 | 32.922 | 32.357 | 1:34.694 | 154 | |
| 9 | 22.222 | 18.406 | 34.102 | 33.204 | 1:47.934 P | | 4 | 15.578 | 17.334 | 37.264 | 50:03.986 | 51:14.162 | 155 | |
| 10 | 14.581 | 16.644 | 33.090 | 33.231 | 1:37.546 | 145 | 5 | 17.807 | 16.367 | 34.551 | 33.510 | 1:42.235 P | | |
| 11 | 13.388 | 15.461 | 32.591 | 32.097 | 1:33.537 | 155 | 6 | 13.548 | 15.650 | 33.090 | 32.477 | 1:34.765 | 157 | |
| 12 | 13.094 | 15.493 | 32.383 | 31.766 | 1:32.736 | 160 | | | | | | | | |
| 13 | 13.085 | 15.476 | 32.496 | 31.849 | 1:32.906 | 158 | | | | | | | | |


*** Indicative qualifying time - 1:41.385 ***

*** SESSION RED FLAGGED WITH 15 MINS REMAINING DUE TO CRASH AT TURN 2 INVOLVING No. 37 (P. BOGNAR). SESSION RE-STARTED FOR REMAINING 15 MINUTES AFTER DELAY ***

The results are provisional until the end of the time limit for protests and appeals.


 Chief Timekeeper - Scott Laing


 Race Director - Tom Williams


 Clerk of Course - Paul Hinds





Winton Motor Raceway

Round 2 : March 12 - 14



AUSTRALIAN SUPERSPORT 300 CHAMPIONSHIP

Qualifying 1

Date: 13/03/21
 Event: Q02
 Weather: Partly cloudy - Temp: 30.2C
 Track: Dry - Temp: 41.6C

Started at: 09:28:24
 Laps: 20 Min
 Starters: 34
 Printed at: 10:54

PROVISIONAL FASTEST LAPS SEQUENCE


| Race Time | No | Name | Machine | Fastest Lap | On Lap |
|-------------|-----|-----------------------|---------------|-------------|--------|
| 1:55.462 | 95 | Matthew RINDEL (VIC) | Yamaha YZF-R3 | 1:45.952 | 1 |
| 1:56.711 | 12 | Henry SNELL (QLD) | Yamaha YZF-R3 | 1:45.383 | 1 |
| 1:58.064 | 91 | Taiyo AKSU (QLD) | Yamaha YZF-R3 | 1:44.228 | 1 |
| 2:01.370 | 181 | Liam WATERS (QLD) | Yamaha YZF-R3 | 1:42.871 | 1 |
| 2:11.451 | 121 | Reece OUGHTRED (VIC) | Yamaha YZF-R3 | 1:41.739 | 1 |
| 2:23.931 | 72 | Benjamin BAKER (NSW) | Yamaha YZF-R3 | 1:39.057 | 1 |
| 3:31.676 | 95 | Matthew RINDEL (VIC) | Yamaha YZF-R3 | 1:36.214 | 2 |
| 3:32.108 | 37 | Patrick BOGNAR (QLD) | Yamaha YZF-R3 | 1:35.552 | 2 |
| 3:43.999 | 58 | Lucas QUINN (QLD) | Yamaha YZF-R3 | 1:35.305 | 2 |
| 3:47.048 | 78 | Caleb GILMORE (MWT) | Yamaha YZF-R3 | 1:34.813 | 2 |
| 3:56.249 | 72 | Benjamin BAKER (NSW) | Yamaha YZF-R3 | 1:32.318 | 2 |
| 1:02:54.801 | 50 | Carter THOMPSON (NSW) | Yamaha YZF-R3 | 1:31.498 | 6 |
| 1:04:25.323 | 50 | Carter THOMPSON (NSW) | Yamaha YZF-R3 | 1:30.522 | 7 |


*** Indicative qualifying time - 1:41.385 ***

*** SESSION RED FLAGGED WITH 15 MINS REMAINING DUE TO CRASH AT TURN 2 INVOLVING No. 37 (P. BOGNAR). SESSION RE-STARTED FOR REMAINING 15 MINUTES AFTER DELAY ***

The results are provisional until the end of the time limit for protests and appeals.


 Chief Timekeeper - Scott Laing


 Race Director - Tom Williams


 Clerk of Course - Paul Hinds



www.computime.com.au
 COMPUTIME RACE TIMING SYSTEMS PTY LTD





Winton Motor Raceway

Round 2 : March 12 - 14



AUSTRALIAN SUPERSPORT 300 CHAMPIONSHIP

Qualifying 1

Date: 13/03/21
 Event: Q02
 Weather: Partly cloudy - Temp: 30.2C
 Track: Dry - Temp: 41.6C

Started at: 09:28:24
 Laps: 20 Min
 Starters: 34
 Printed at: 10:54

PROVISIONAL BEST PARTIAL TIMES


| Pos | Split 1 | | Split 2 | | Split 3 | | Split 4 | | LAP | | Ideal | Fastest |
|-----|--------------|--------|--------------|--------|--------------|--------|--------------|--------|--------------|----------|----------|---------|
| | Name | Time | Name | Time | Name | Time | Name | Time | Name | | | |
| 1 | B. BAKER | 12.991 | C. THOMPSON | 14.994 | C. THOMPSON | 31.320 | C. THOMPSON | 30.978 | C. THOMPSON | 1:30.316 | 1:30.522 | |
| 2 | C. THOMPSON | 13.024 | B. BAKER | 15.169 | B. BAKER | 31.986 | B. BAKER | 31.283 | B. BAKER | 1:31.429 | 1:31.447 | |
| 3 | Z. JOHNSON | 13.033 | T. DRANE | 15.247 | B. DEMMERY | 32.010 | T. DRANE | 31.318 | T. DRANE | 1:31.761 | 1:31.894 | |
| 4 | T. DRANE | 13.051 | J. HATCH | 15.299 | J. HATCH | 32.069 | R. OUGHTRE | 31.516 | B. DEMMERY | 1:32.374 | 1:32.472 | |
| 5 | R. OUGHTRE | 13.085 | J. MARINIELL | 15.306 | T. DRANE | 32.145 | C. GILMORE | 31.651 | R. OUGHTRE | 1:32.445 | 1:32.736 | |
| 6 | C. GILMORE | 13.110 | Z. BUNTING | 15.311 | Z. BUNTING | 32.213 | C. DUNKER | 31.664 | J. HATCH | 1:32.505 | 1:32.932 | |
| 7 | J. JACOBS | 13.124 | C. DUNKER | 15.397 | J. RUSSO | 32.275 | B. DEMMERY | 31.688 | Z. BUNTING | 1:32.648 | 1:32.902 | |
| 8 | J. NAHLOUS | 13.149 | Z. JOHNSON | 15.398 | C. CLEGG | 32.289 | Z. JOHNSON | 31.778 | Z. JOHNSON | 1:32.729 | 1:33.096 | |
| 9 | C. DUNKER | 13.152 | B. DEMMERY | 15.401 | P. NERLICH | 32.303 | J. MARINIELL | 31.789 | J. MARINIELL | 1:32.778 | 1:32.794 | |
| 10 | M. RINDEL | 13.154 | J. RUSSO | 15.406 | T. AKSU | 32.366 | M. RINDEL | 31.864 | C. GILMORE | 1:32.858 | 1:33.244 | |
| 11 | J. HATCH | 13.163 | R. OUGHTRE | 15.461 | R. OUGHTRE | 32.383 | L. QUINN | 31.865 | C. DUNKER | 1:32.878 | 1:33.034 | |
| 12 | J. MARINIELL | 13.206 | L. QUINN | 15.469 | L. WATERS | 32.459 | Z. BUNTING | 31.875 | J. RUSSO | 1:32.952 | 1:33.352 | |
| 13 | P. NERLICH | 13.217 | M. RINDEL | 15.479 | J. MARINIELL | 32.477 | P. NERLICH | 31.925 | P. NERLICH | 1:32.985 | 1:32.985 | |
| 14 | Z. BUNTING | 13.249 | C. GILMORE | 15.520 | Z. JOHNSON | 32.520 | J. RUSSO | 31.950 | L. QUINN | 1:33.202 | 1:33.483 | |
| 15 | T. AKSU | 13.262 | P. NERLICH | 15.540 | L. QUINN | 32.528 | J. HATCH | 31.974 | J. FARNSWO | 1:33.431 | 1:33.830 | |
| 16 | B. DEMMERY | 13.275 | J. FARNSWO | 15.546 | C. GILMORE | 32.577 | J. FARNSWO | 31.987 | T. AKSU | 1:33.488 | 1:33.866 | |
| 17 | J. FARNSWO | 13.283 | G. NELSON | 15.601 | Z. KINNA | 32.607 | Z. KINNA | 32.018 | M. RINDEL | 1:33.599 | 1:33.851 | |
| 18 | Z. KINNA | 13.300 | J. NAHLOUS | 15.608 | J. FARNSWO | 32.615 | J. NAHLOUS | 32.081 | Z. KINNA | 1:33.611 | 1:34.370 | |
| 19 | P. BOGNAR | 13.304 | T. AKSU | 15.619 | C. DUNKER | 32.665 | J. JACOBS | 32.093 | C. CLEGG | 1:33.621 | 1:34.094 | |
| 20 | J. RUSSO | 13.321 | L. BROWN | 15.650 | G. NELSON | 32.750 | C. CLEGG | 32.100 | L. WATERS | 1:33.875 | 1:34.494 | |
| 21 | H. SNELL | 13.323 | V. FLEMING | 15.664 | L. BROWN | 32.922 | G. NELSON | 32.102 | G. NELSON | 1:33.900 | 1:34.180 | |
| 22 | L. QUINN | 13.340 | Z. KINNA | 15.686 | J. JACOBS | 32.931 | Z. PETTENDY | 32.143 | J. JACOBS | 1:34.005 | 1:34.131 | |
| 23 | C. CLEGG | 13.355 | B. GAWITH | 15.716 | V. FLEMING | 32.998 | V. FLEMING | 32.144 | J. NAHLOUS | 1:34.194 | 1:34.413 | |
| 24 | L. WATERS | 13.389 | L. WATERS | 15.802 | M. RINDEL | 33.102 | L. WATERS | 32.225 | V. FLEMING | 1:34.324 | 1:34.585 | |
| 25 | G. NELSON | 13.447 | P. BOGNAR | 15.848 | H. SNELL | 33.110 | T. AKSU | 32.241 | L. BROWN | 1:34.447 | 1:34.694 | |
| 26 | Z. PETTENDY | 13.471 | J. JACOBS | 15.857 | B. GAWITH | 33.175 | B. GAWITH | 32.242 | H. SNELL | 1:34.571 | 1:35.208 | |
| 27 | B. GAWITH | 13.515 | H. SNELL | 15.870 | J. NAHLOUS | 33.356 | H. SNELL | 32.268 | B. GAWITH | 1:34.648 | 1:34.960 | |
| 28 | L. BROWN | 13.518 | S. PEZZETTA | 15.875 | P. BOGNAR | 33.450 | L. BROWN | 32.357 | Z. PETTENDY | 1:35.047 | 1:35.161 | |
| 29 | V. FLEMING | 13.518 | C. CLEGG | 15.877 | Z. PETTENDY | 33.540 | J. PORT | 32.690 | P. BOGNAR | 1:35.433 | 1:35.552 | |
| 30 | O. SHORT | 13.559 | O. SHORT | 15.883 | J. PORT | 33.617 | P. BOGNAR | 32.831 | J. PORT | 1:36.149 | 1:36.167 | |
| 31 | J. PORT | 13.689 | Z. PETTENDY | 15.893 | O. SHORT | 33.931 | O. SHORT | 32.903 | O. SHORT | 1:36.276 | 1:37.078 | |
| 32 | S. PEZZETTA | 13.793 | J. PORT | 16.153 | J. WOODS | 34.309 | S. PEZZETTA | 33.121 | S. PEZZETTA | 1:37.198 | 1:37.515 | |
| 33 | J. WOODS | 13.815 | B. ANGELIDIS | 16.192 | S. PEZZETTA | 34.409 | J. WOODS | 33.228 | J. WOODS | 1:37.904 | 1:37.934 | |
| 34 | B. ANGELIDIS | 14.198 | J. WOODS | 16.552 | B. ANGELIDIS | 35.160 | B. ANGELIDIS | 33.864 | B. ANGELIDIS | 1:39.414 | 1:39.784 | |


*** Indicative qualifying time - 1:41.385 ***

*** SESSION RED FLAGGED WITH 15 MINS REMAINING DUE TO CRASH AT TURN 2 INVOLVING No. 37 (P. BOGNAR). SESSION RE-STARTED FOR REMAINING 15 MINUTES AFTER DELAY ***

The results are provisional until the end of the time limit for protests and appeals.


 Chief Timekeeper - Scott Lang


 Race Director - Tom Williams


 Clerk of Course - Paul Hinds





Winton Motor Raceway

Round 2 : March 12 - 14



ASBK.COM.AU f t i y

AUSTRALIAN SUPERSPORT 300 CHAMPIONSHIP

Qualifying 1

Date: 13/03/21
 Event: Q02
 Weather: Partly cloudy - Temp: 30.2C
 Track: Dry - Temp: 41.6C

Started at: 09:28:24
 Laps: 20 Min
 Starters: 34
 Printed at: 10:54

PROVISIONAL RACE INFORMATION


| Time | Description |
|----------|--|
| 09:28:23 | Event Start |
| 09:33:54 | Red Flag |
| 09:35:17 | RED FLAG - CRASH TURN 2 - No. 37 |
| 09:39:01 | 15 MINUTE DELAY EXPECTED |
| 09:55:13 | 30 MINUTE FURTHER DELAY EXPECTED |
| 10:04:11 | EXPECTED RE-START 10:25AM |
| 10:15:08 | RE-START 10:25am / SS300 Q1 15min / SS Q1 20min / R3 Q1 15min / SBK timed 35min / JNR Q1 15min / SCR R1 8laps / SS300 Q2 15min |
| 10:15:47 | RE-START 10:25am / SS300 Q1 15min / SS Q1 20min / R3 Q1 15min / SBK timed 35min / JNR Q1 15min / SCR R1 8laps / SS300 Q2 15min |
| 10:25:11 | Event Resumed |
| 10:28:54 | Rider 97 (Peter NERLICH) CRASHED TURN 4 - RIDER UP |
| 10:30:12 | Rider 355 (Laura BROWN) CRASHED TURN 8 - RIDER UP |
| 10:34:21 | Rider 17 (Oliver SHORT) CRASHED TURN 9 - RIDER UP |
| 10:35:49 | Rider 20 (Jonathan NAHLOUS) CRASHED TURN 12 - RIDER UP |
| 10:40:19 | Chequered Flag |
| 10:41:40 | Rider 49 (Jake FARNSWORTH) CRASHED TURN 9 - RIDER UP |
| 10:43:55 | Event Finish |


*** Indicative qualifying time - 1:41.385 ***

*** SESSION RED FLAGGED WITH 15 MINS REMAINING DUE TO CRASH AT TURN 2 INVOLVING No. 37 (P. BOGNAR). SESSION RE-STARTED FOR REMAINING 15 MINUTES AFTER DELAY ***

The results are provisional until the end of the time limit for protests and appeals.


 Chief Timekeeper - Scott Laing


 Race Director - Tom Williams


 Clerk of Course - Paul Hinds



www.computime.com.au
 COMPUTIME RACE TIMING SYSTEMS PTY LTD

